



TAKE CONTROL OF THE SITUATION

**VB400 BODY-WORN CAMERA
INTRODUCTION**

PRESENTER'S NAME



MOTOROLA SOLUTIONS

TODAY'S AGENDA

Why Body-Worn Cameras?

Why Motorola Solutions?

The VB400 Body-Worn Camera

VB400 Overview

Accessories & Docking Hardware

VideoManager EX Software Overview



A man in a white dress shirt and dark tie is shown from the chest up. He is wearing a black body-worn camera mounted on his right shoulder. The camera is a rugged, rectangular device with a lens and a small display. The background is a plain, light-colored wall with vertical lines. The overall image has a dark, semi-transparent overlay.

WHY BODY-WORN CAMERAS?

CHALLENGES FACING EDUCATORS

During the pandemic...

40% of teachers experienced verbal abuse from parents¹

50% of teachers wanted to change jobs²

22% of school staff members experienced at least one instance of violence³



CHALLENGES FACING HOSPITALITY WORKERS

During the pandemic...

62% of hospitality workers experienced disrespect from customers¹

10.2% of hospitality jobs were left open²

706,000 hospitality workers left their jobs (5%)³



CHALLENGES FACING RETAIL WORKERS

Recently...

>**90%** of retail workers experienced verbal abuse¹

Reports of violence in convenience stores have risen by **75%**²

39% of retail workers were considering quitting due to threats and violence³



CHALLENGES FACING HEALTHCARE WORKERS

1/3 of healthcare workers experience physical assault from patients¹

1/4 of nurses are assaulted on the job²

75% of workplace assaults take place in healthcare settings³

Healthcare workers are **5x** more likely to experience abuse than other workers⁴



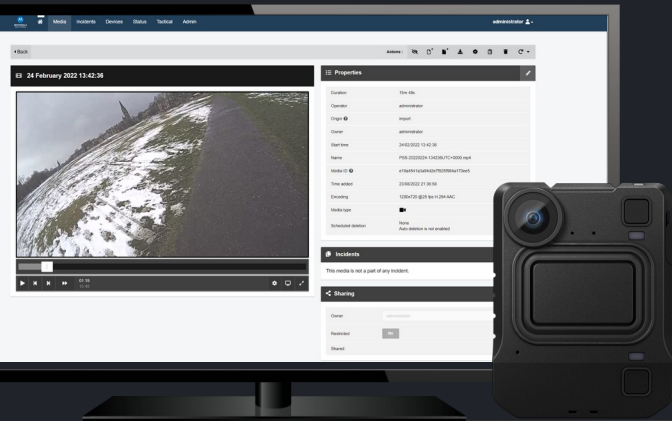
TOOLS FOR SAFER ENTERPRISE

GATHERING OBJECTIVE EVIDENCE

IMPROVING EMPLOYEE MORALE

STAFF TRAINING

DETECTING & DEESCALATING POTENTIAL CRIME



BODY-WORN CAMERAS GATHERING OBJECTIVE EVIDENCE



“Respondents felt it was helpful in jogging their memory of the event, reminding them of details they may not have been able to previously recall” ¹



1. Quote from Owens, Mann and Mckenna (2014:16)

BODY-WORN CAMERAS IMPROVING EMPLOYEE CONDUCT & MORALE

“Having the body cams in our store has proved beneficial – they’ve given colleagues that extra reassurance and they have all taken to using them well.”¹

“[Body-worn cameras are] just another way we can continue to invest in keeping people safe at work and while they shop.”²



BODY-WORN CAMERAS DETECTING & DEESCALATING POTENTIAL CRIME

“

“If people come into the store with intent to cause trouble, if they see that we have a camera on, it does make them think twice.”¹



1. Quote from Grocery Store Gazette (2022)

WHY MOTOROLA SOLUTIONS?

OUR MOBILE VIDEO FOOTPRINT BY THE NUMBERS

14,000+

Cameras Sold To
UK Police Forces

1,000+

Cameras Sold To
Co-Op Supermarkets

1,800

30,000

**A PROVEN
NATIONAL
LEADER WITH
AN UNRIVALED
GLOBAL
PRESENCE**



SAFETY REIMAGINED

ENABLING POWERFUL COMMUNICATIONS



Instant voice communications to reliably connect teams across workflows and zones



Video analytics technologies to quickly identify and track points of interest across widespread areas



Advanced software and security to centralize command everyday and during emergencies



Support services that are always there maintain systems for today and into the future



**THE VB400
BODY-WORN CAMERA**

OUR MOBILE VIDEO PHILOSOPHY

CUSTOMERS INSPIRE INNOVATION

Our customers are the main motivating factor behind our design process. That's why they have a shift-long battery life and a variety of mounts to fit any uniform.

INTEGRATION PROVIDES INSIGHT

See what your employees are experiencing on the ground to guide a safe resolution for everyone involved with live streaming to a 3rd party VMS.

EXPERTISE CREATES LEADERSHIP


Leadership is born of expertise. With loyal customers not just in the US and Canada but also internationally, we have unique insight into what you and your team need in a body camera.



VB400 BODY-WORN CAMERA TAKE CONTROL OF THE SITUATION



**ALWAYS READY
TO RECORD**



**INTUITIVE OPERATION
IMMEDIATE RESULTS**



**SEE THE
BIGGER PICTURE**



**MAINTAIN
EVIDENTIAL INTEGRITY**



ALWAYS READY TO RECORD

TEMPERATURE RESISTANT

Operating temperature from -4°F to 122°F
IP67 ingress rating

SHIFT-LONG BATTERY LIFE

12 hours of continuous recording

SECURE MOUNTING OPTIONS


Klick Fast
Quick Release
Close Fit
Alligator Clip

RUGGEDIZED EXTERIOR

MIL STD 810G certification



INTUITIVE OPERATION IMMEDIATE RESULTS



CONFIGURABLE RECORDING

- 5 software-configurable buttons
- LEDs/beeps/haptic feedback
- Power-conserving behavior

PRE- & POST-RECORDING

- 2 minutes buffer time

HIGH-QUALITY VIDEO

- 1080p & 30fps recording
- 120° horizontal lens
- 0.2 lux low-light performance

IMMEDIATE FOOTAGE OFFLOAD

- No user intervention required



POWERFUL

SEE THE FULL PICTURE

HOLSTER TRIGGERS

PEER-ASSISTED RECORDING


VB SMARTCONTROL APP

REAL-TIME STREAMING

RADIO INTEGRATION (COMING SOON)




HOLSTER AWARE INTEGRATION



RECORDING TRIGGER

The VB400 starts recording upon receiving signal from Holster Sensor.




HOLSTER SENSOR

Identifies when a weapon has been pulled from worker's holster.



PEER-ASSISTED RECORDING



RECORDING TRIGGER

When configured, an activated camera will trigger an unactivated camera to start recording when it comes within a organization-defined proximity radius.


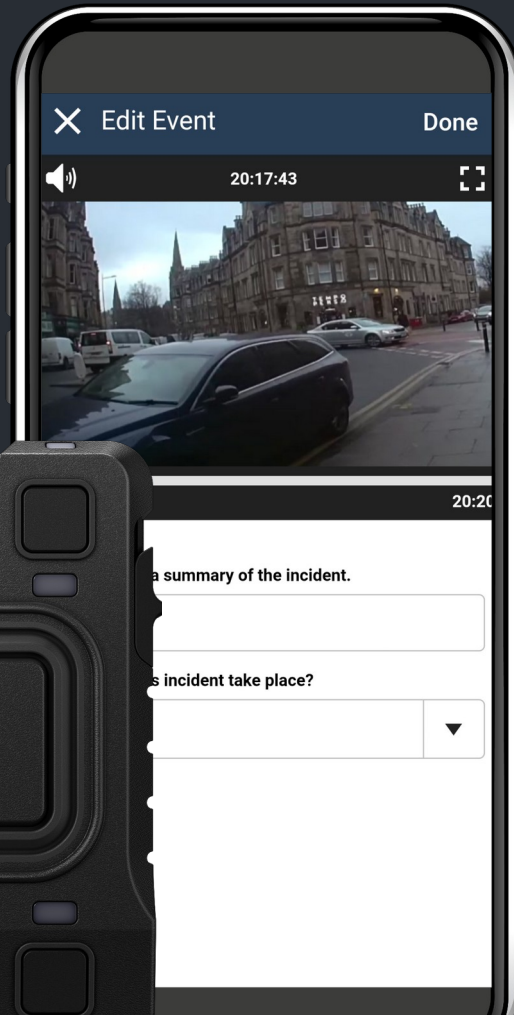


VB SMARTCONTROL APP

MAXIMIZE YOUR EFFICIENCY IN THE FIELD

RESPOND.
RECORD.
REVIEW.

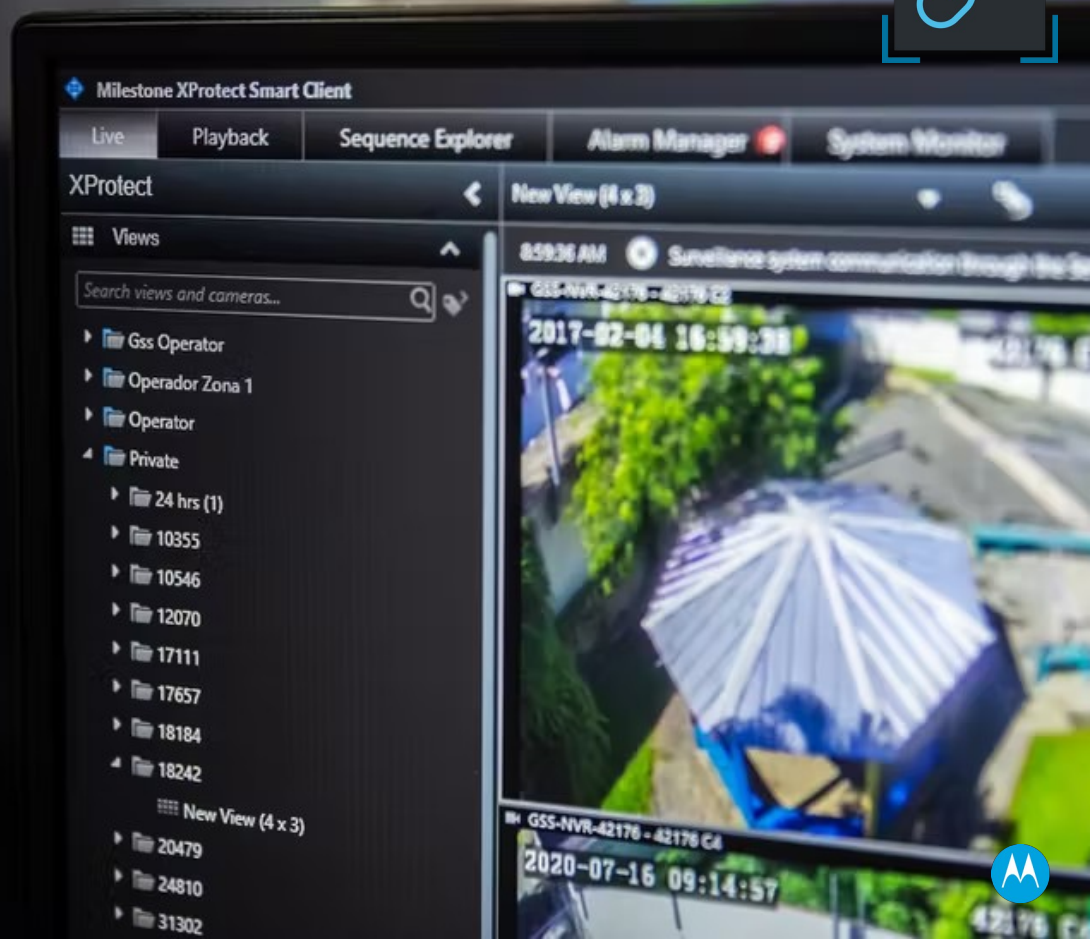
- Securely watch and tag footage immediately
- Available for iOS and Android
- Download from Google Play or the App Store



REAL-TIME STREAMING

Stream video from Wi-Fi connected VB400s to VideoManager EX or connect to almost any video management system (VMS) to view alongside your fixed video cameras.

- Avigilon Unity Video
- Milestone XProtect
- Genetec Security Center




MOTOTRBO RADIO INTEGRATION

COMING SOON

RECORDING TRIGGER

The VB400 starts recording upon receiving emergency signal from radio.



MOTOTRBO EMERGENCY ALERT

Can be manually pressed or activated through a fall alert.



MAINTAIN EVIDENTIAL INTEGRITY

Your VB400 automatically encrypts and secures the footage it records - so only authorized users can access it, via our VideoManager EX software, for processing and review purposes.

SEALED UNIT DESIGN

END-TO-END ENCRYPTION

SYSTEM-SPECIFIC DEVICE KEYS

FOOTAGE VERIFICATION



A person in a dark suit and tie is holding a rugged, black Motorola mobile device. The device has a camera lens and a screen. The person is wearing a watch on their left wrist. The background is blurred.

ACCESSORIES & DOCKING HARDWARE

WEAR YOUR BODY-WORN CAMERA YOUR WAY



CLOSE FIT



CLICK FAST



QUICK RELEASE



ALLIGATOR CLIP



VB400 BODY-WORN CAMERA CLICK FAST & QUICK RELEASE MODELS



HARNESS



MOLLE MOUNT




MAGNETIC MOUNT



VB400 BODY-WORN CAMERA CLOSE FIT MODEL



MOLLE MOUNT



VB400 BODY-WORN CAMERA ALLIGATOR MODEL



LANYARD (WITH BREAKPOINTS)



CHARGE, ADMINISTER & INTEGRATE



USB to VB400 Adaptor



Solo Dock



14-Port Dock



Yardarm™ Holster Aware Sensor



A SEAMLESS CHECKOUT EXPERIENCE WITH TOUCH ASSIGN



RFID RF-220 Reader



10 x RFID Plastic Cards



10 x RFID Sticker Tags



DockController



VIDEOMANAGER EX SOFTWARE

A COMPLETE SOLUTION

Build a comprehensive body-worn camera program that minimizes complexity for both workers and your administrators managing the system and evidence.

CAPTURE

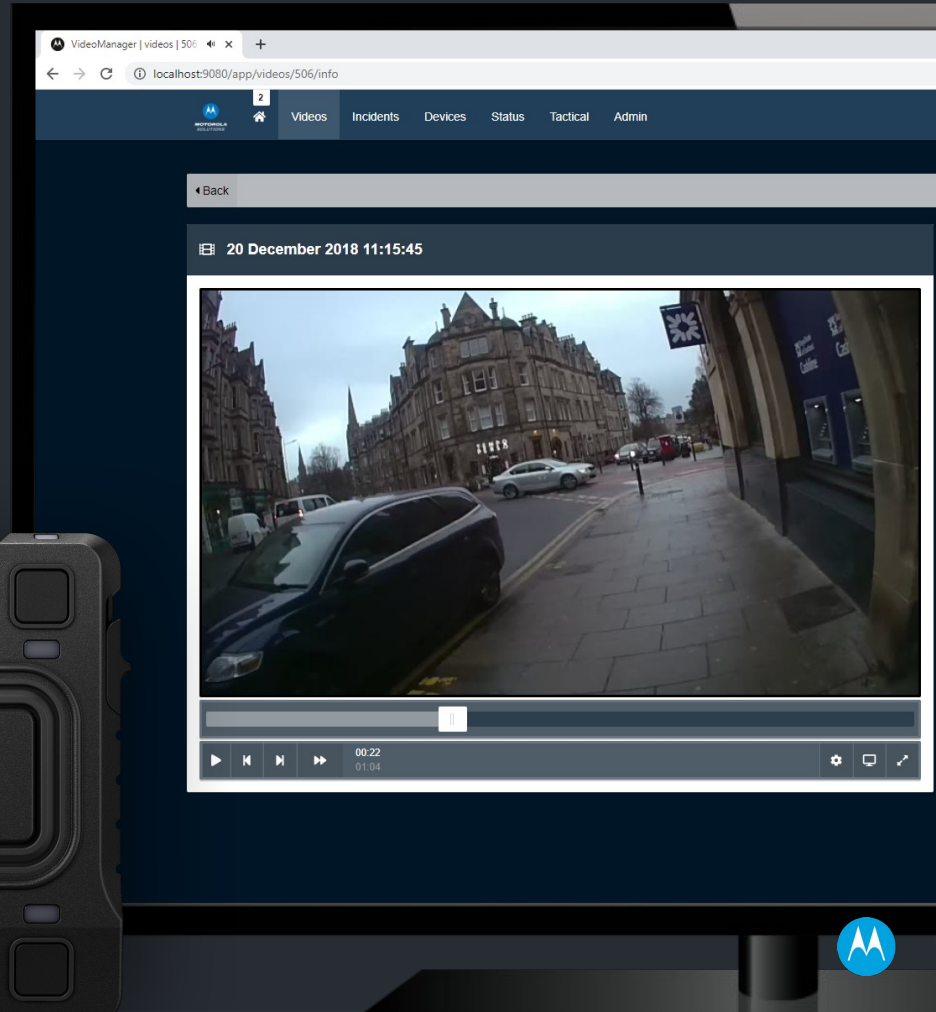
High-quality evidential video

PREPARE

With redactions, annotations, transcription and tagging

SHARE

With internal and external partners securely



END-TO-END MANAGEMENT

As important as it is to have the right cameras, VideoManager EX gives you the right digital evidence management tools to support them.

Optimize Each User's Experience

Align Your System To Your Business

Automate Away The Inefficiency

Maximize The Value Of Each Video

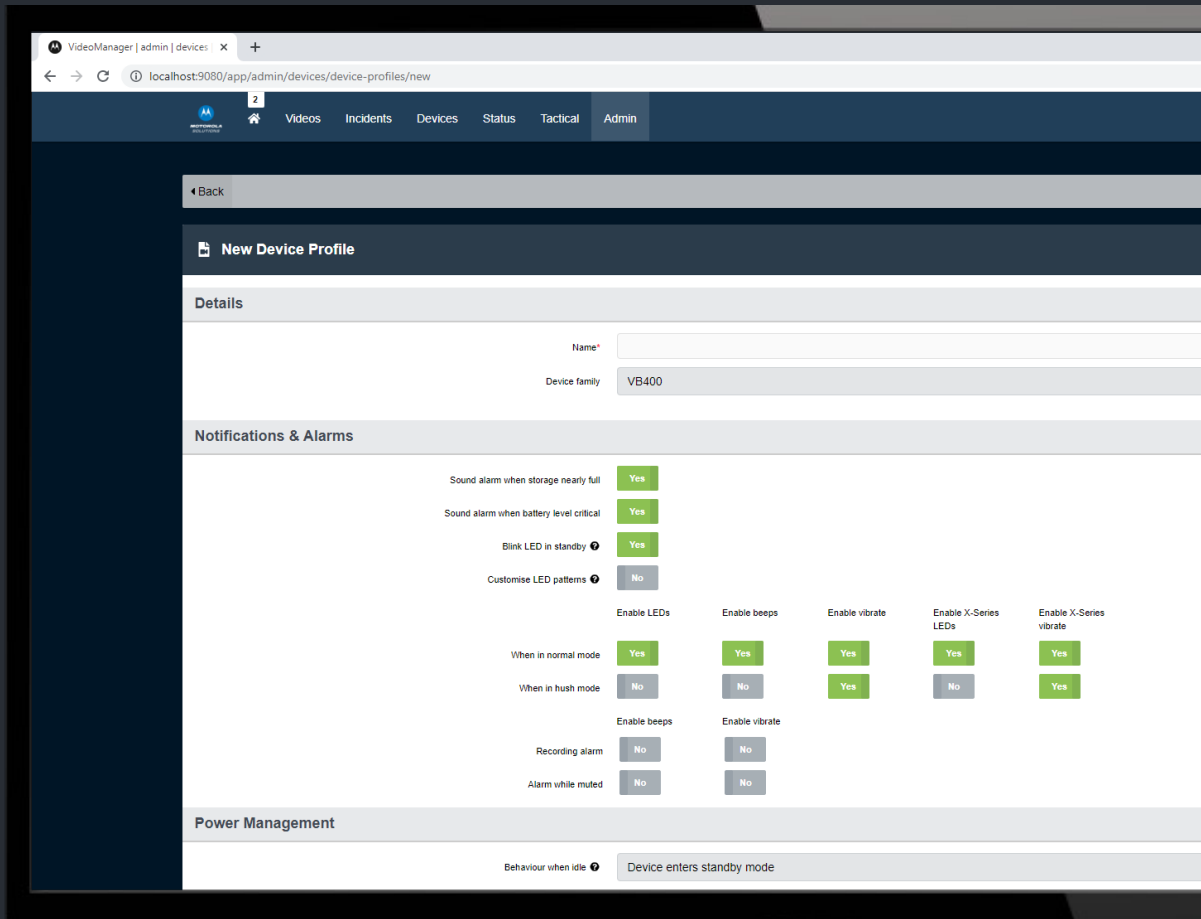
Keep Your Data Safe & Compliant



OPTIMIZE USER EXPERIENCE

Effortlessly administer your VB400 cameras and manage users - no matter the size of your business, or your unique requirements.

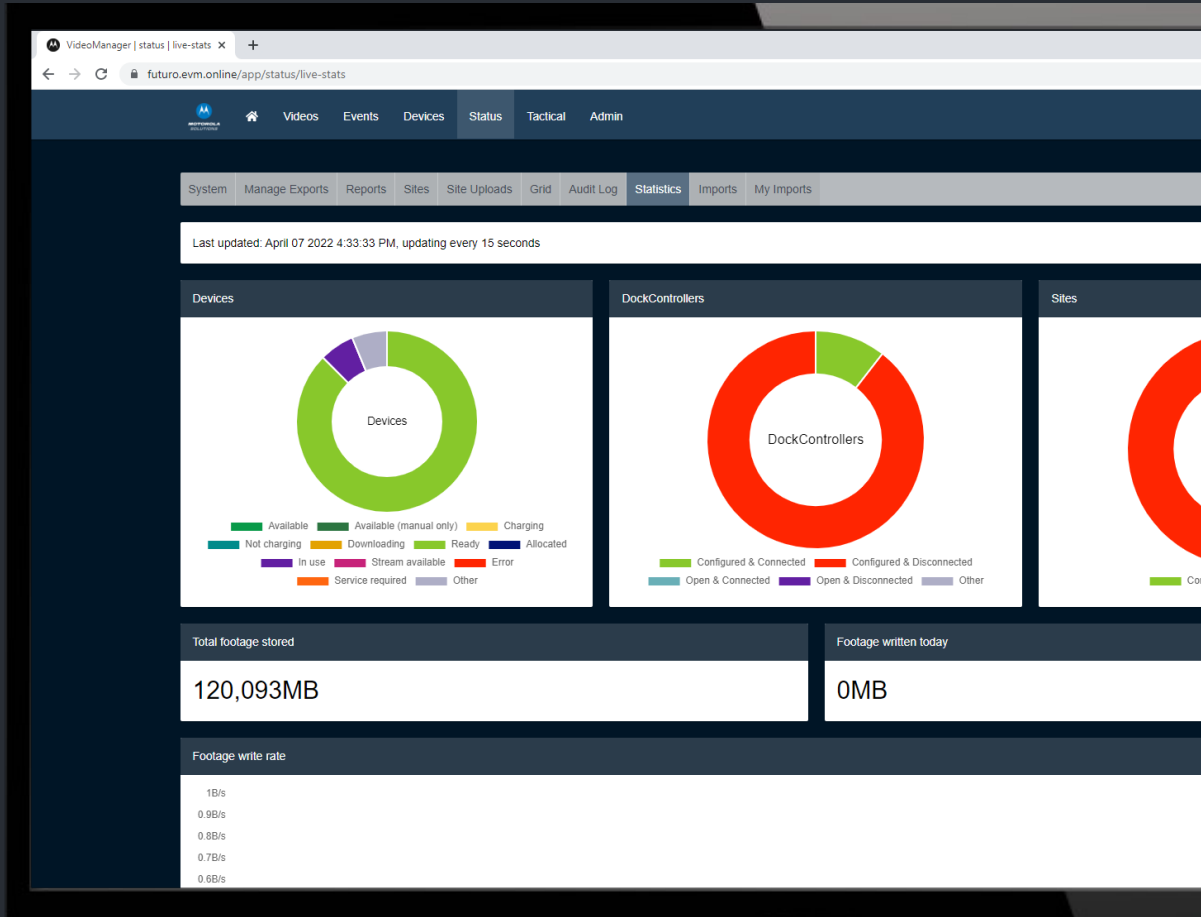
- Device & User Profiles
- Rapid Device Assignment
- UI Color Schemes & Logos
- Custom Language Packs



ALIGN TO YOUR BUSINESS NEEDS

From initial deployment to growing use - VideoManager EX is scalable and flexible enough to evolve with your needs no matter how they change.

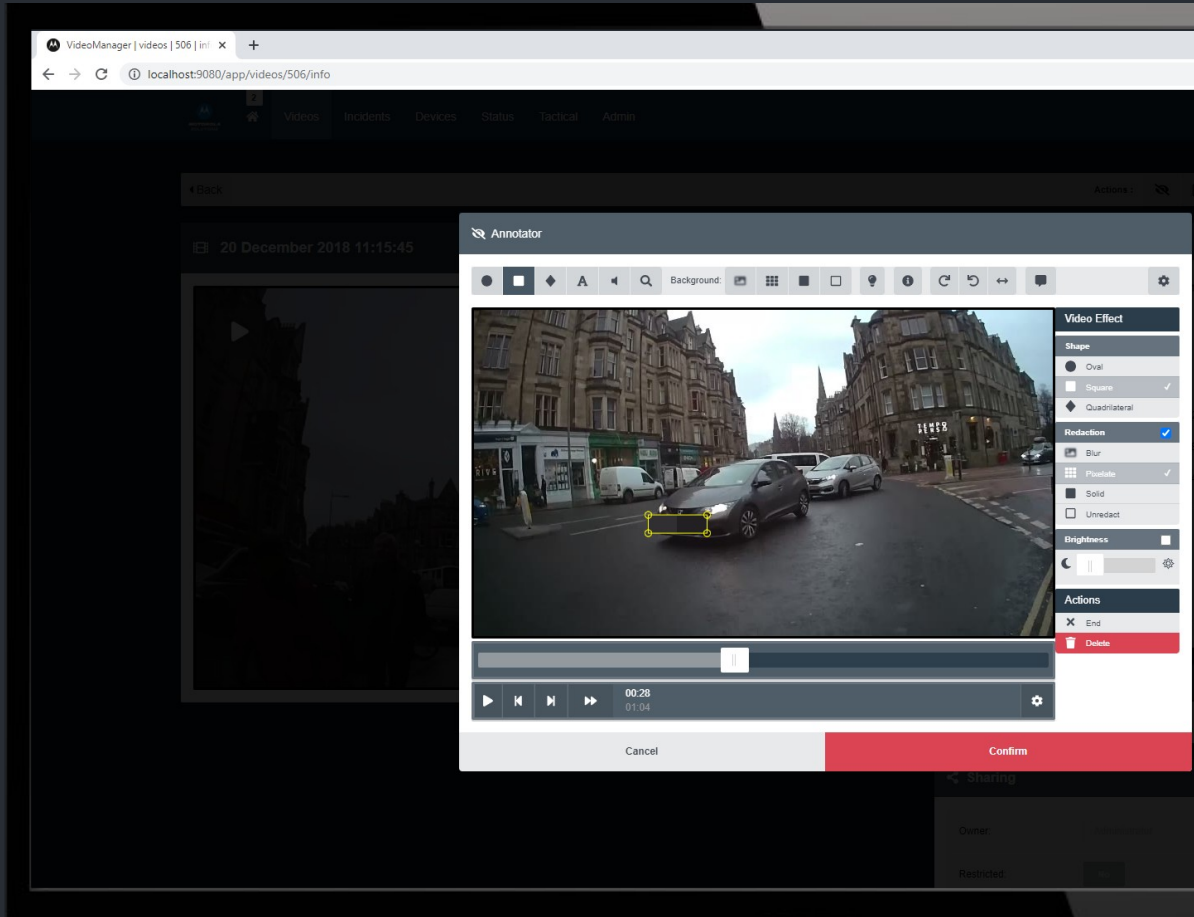
- Distributed Site Configuration
- Configuration Import & Export
- Custom Tag & Field Creation
- Real-Time Status Dashboard



MAXIMIZE THE VALUE OF VIDEO

From ingest and organization to sharing and deletion, VideoManager EX provides everything you need in one user interface to prepare content.

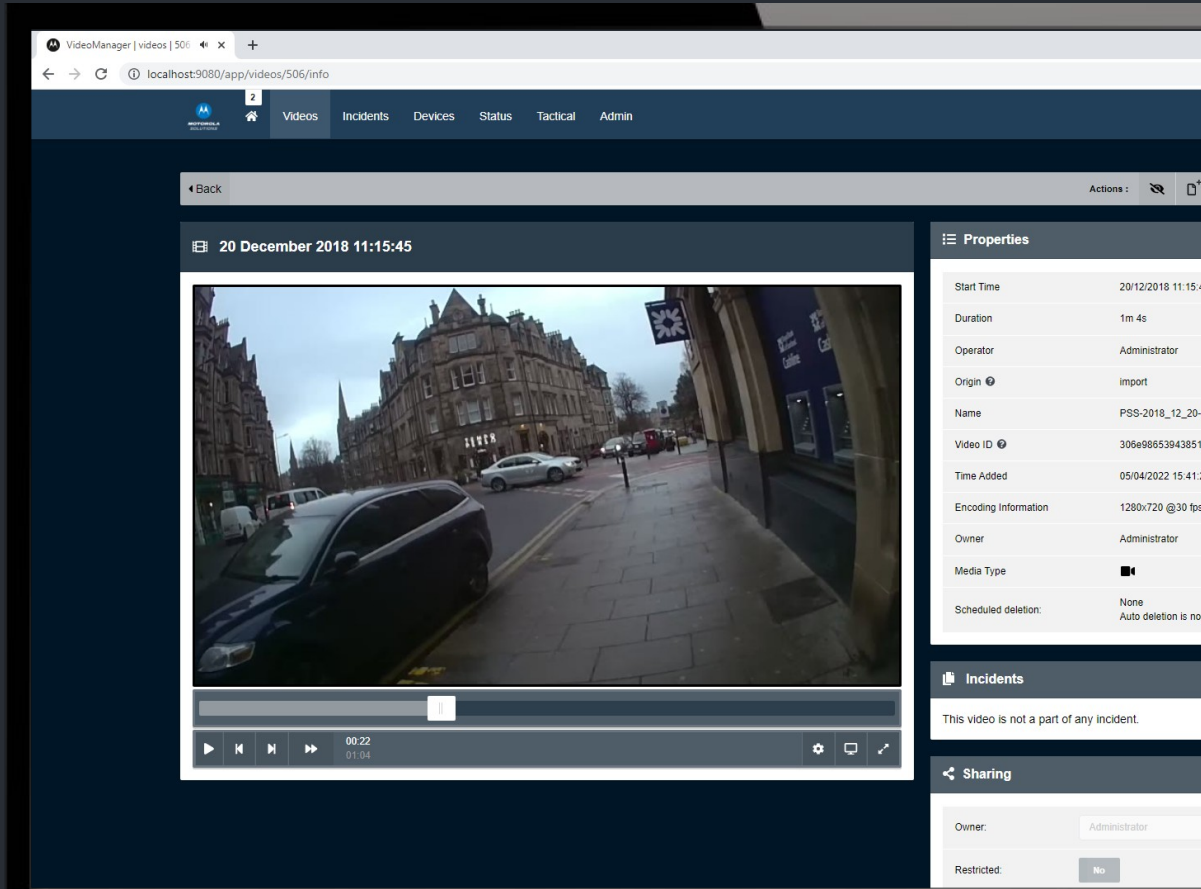
- Advanced Search Options
- Incident Creation & Bulk Add
- Redaction Editor Suite
- Time-Sensitive Sharing
- Media Import Tool



AUTOMATE THE INEFFICIENCY

VideoManager EX has advanced automation built in to keep growing workloads manageable and the little things from becoming big problems.

- User Data Synchronization
- Automatic Field Population
- Scheduled System Reports
- Automatic Firmware Updates



The screenshot displays the VideoManager EX web interface. The browser address bar shows the URL `localhost:9080/app/videos/506/info`. The navigation menu includes **Videos**, **Incidents**, **Devices**, **Status**, **Tactical**, and **Admin**. The main content area features a video player with a timestamp of **20 December 2018 11:15:45**. The video shows a street scene with a dark car in the foreground and buildings in the background. The video player controls show a progress bar and a timestamp of **00:22 / 01:04**. To the right of the video player is a **Properties** panel with the following details:

Properties	
Start Time	20/12/2018 11:15:45
Duration	1m 4s
Operator	Administrator
Origin	import
Name	PSS-2018_12_20_...
Video ID	306e98653943851...
Time Added	05/04/2022 15:41:...
Encoding Information	1280x720 @30 fps
Owner	Administrator
Media Type	None
Scheduled deletion:	None Auto deletion is no...

Below the properties panel is an **Incidents** section with the message: "This video is not a part of any incident." At the bottom right is a **Sharing** section with the following settings:

Sharing	
Owner:	<input type="text" value="Administrator"/>
Restricted:	<input type="button" value="No"/>



KEEP DATA SAFE & COMPLIANT

Cutting-edge security restricts who can access your system and what they can do on it, while also protecting your media.

- Policy-Defined Retention
- End-To-End Encryption
- Two-Factor Authentication
- Media Viewing Justification
- Export Titles & Watermarks
- Granular Audit Logging

The screenshot displays the VideoManager admin interface. The browser address bar shows the URL `localhost:9080/app/admin/policies/deletion-policy`. The navigation menu includes 'Videos', 'Incidents', 'Devices', 'Status', 'Tactical', and 'Admin'. A sidebar menu on the left lists 'Administration' options: People, Devices, Connectivity, Policies (highlighted), User Interface, Firmware, System, and Legal. The main content area is titled 'Deletion Policy' and contains several sections:

- Footage deletion policy:** Includes a toggle for 'Automatically delete old footage' (set to Off), a text description, a 'Keep footage for' field (7 days), and a 'Protect footage for' field (7 days).
- Forced footage deletion:** Includes a text description and a toggle for 'Enable forced delete' (set to Off).
- Export deletion policy:** Includes a toggle for 'Automatically delete old exports' (set to On) and a 'Delete exports after' field (14 days).
- Incidents deletion policy:** Includes a text description and a toggle for 'Automatically delete old incidents' (set to Off).
- Dashboard:** Includes a 'Show videos scheduled to be deleted within' field (7 days).



QUESTIONS?

THANK YOU!