

V200 body camera

Let your body camera be your bodyguard

Presenter Name

Presenter Title


2025




MOTOROLA SOLUTIONS

Agenda

1. Introduction
2. V200 body camera overview
 - a. GoLive audio
 - b. Livestream video
 - c. Design highlights
 - d. Accessories and labels
1. VideoManager EX overview
 - a. Deployment options
 - b. Camera management
 - c. Evidence management
 - d. Workflow processes
 - e. Security protocols
1. Q&A



[Primary presenter name]
[Primary presenter title]



[Secondary presenter name]
[Secondary presenter title]



V200 body camera

Designed with customer feedback, the V200 serves as a bodyguard to frontline staff.

Intuitively simple and sophisticated

Stay supported. Stay connected.

Shift with ease from start to finish

Step into work with comfort and style



Intuitively simple and sophisticated

Remarkably straightforward and compact, the V200 features dedicated buttons and a top display allowing employees to stay focused and informed at a glance.



Dedicated buttons & Intuitive top display

1. **2 x configurable buttons (noted as “a” and “c”)**
Purpose-built buttons provide precise control over navigation, volume adjustments, and recording functions. Customize your camera for your role.
 - a. 1 x front panel large push button for record
 - b. 2 x top panel push buttons for home or back
 - c. 3 x side panel push buttons for escalation, volume up/down
1. **Top display, backlit LCD screen**
Quickly verify battery status, Wi-Fi connectivity to a remote responder, and emergency status.
2. **Bottom USB-C port**
Convenient charging, ensuring quick power-ups and compatibility with modern charging devices.



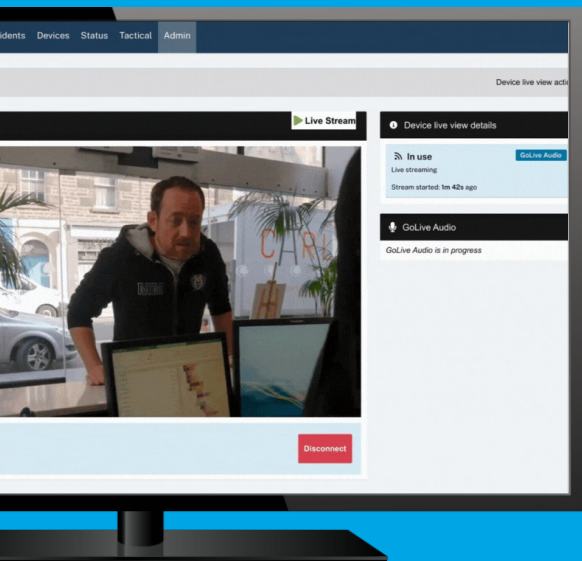
Stay supported. Stay connected.

Improve real-time response by viewing livestream video and activating GoLive Audio, allowing supervisors or a security agent to provide immediate feedback and instructions.



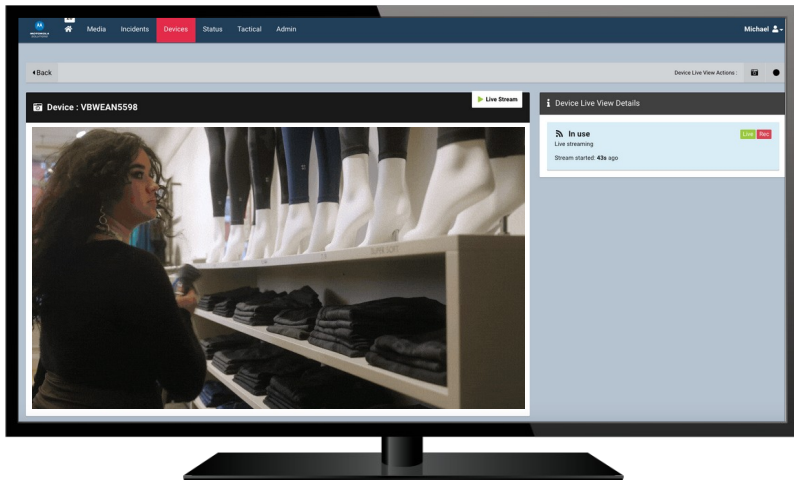
Activate GoLive Audio

Deliver clear guidance via Wi-Fi from VideoManager EX to an employee in distress, enabling swift intervention and effective de-escalation.



View livestream video

View real-time video of an incident via VideoManager EX and gain a first-hand perspective to enhance situational awareness and informed decision-making.



Shift with ease from start to finish

Streamline body camera allocation, charging and video offloading with an efficient and simple process.



Rapid Smart Dock offload

Streamline body camera allocation, charging and video offloading with an efficient and simple process. Employees can simply swipe their RFID badge to quickly pick up a charged camera at the start of their shift, or dock a camera to offload video and recharge at the end of their shift, all without requiring additional training.

Straightforward UI for easy troubleshooting

Combine charging and video offloading into one to maximize space and minimize complexity.



No longer need a separate dock controller



Step into work with comfort and style

Choose from a wide range of mounting accessories for a secure and comfortable fit throughout the day. Personalize the camera with a customizable label.



Mounting options

Accommodate any uniform or fit



Low profile swivel
PMLN8121A



Lanyard
PMLN8701A



Customizable labels

Personalize your V200 body camera with a full label design to match your uniforms for a consistent brand image.

- Customizable front tag
- Increase brand awareness
- Seamless addition to uniform



VideoManager EX

Body camera management - made easy



VideoManager EX

Device and evidence handling made easy

Flexible

On-premises or cloud deployment options

Device management

Assign cameras to users and manage permissions

End-to-end

Covering every step of a video's journey - from ingest to basic redaction to deletion.



Align your system to your needs

Deploy how you want

Distributed site architecture

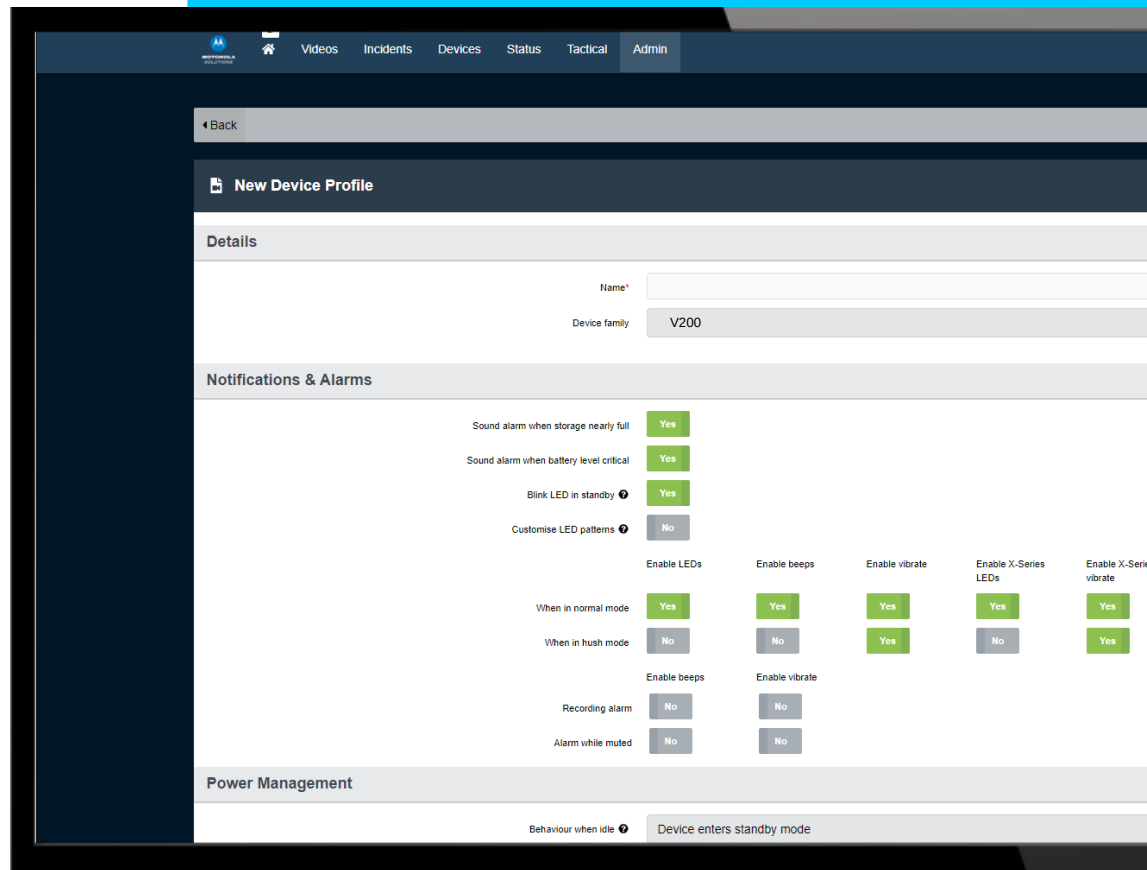
Ensure lone workers and satellite offices can still easily access and handle digital evidence, regardless of local network infrastructure.

Custom UI colors

Import your own logo and color scheme, ensuring the user experience is uniform across your organization.

Custom language packs

No matter your language or terminology - VideoManager EX can accommodate your team.



Optimize devices for every user

Granular device profiles and settings

Adapt your cameras to your organization, not the other way around - from LED behaviour and haptic feedback, to video and audio settings.

Automatic firmware upgrades

Enable automatic upgrades so your firmware is updated alongside your software, and minimize system disruption by restricting upgrades to specific times.

Pool and individual assignment options

Easily associate users with cameras for a complete chain of custody ahead of time, so operators can grab a body camera and get going at the start of their shift.



From capture to closure, all in one

Prepare evidence easily

Redaction and transcription

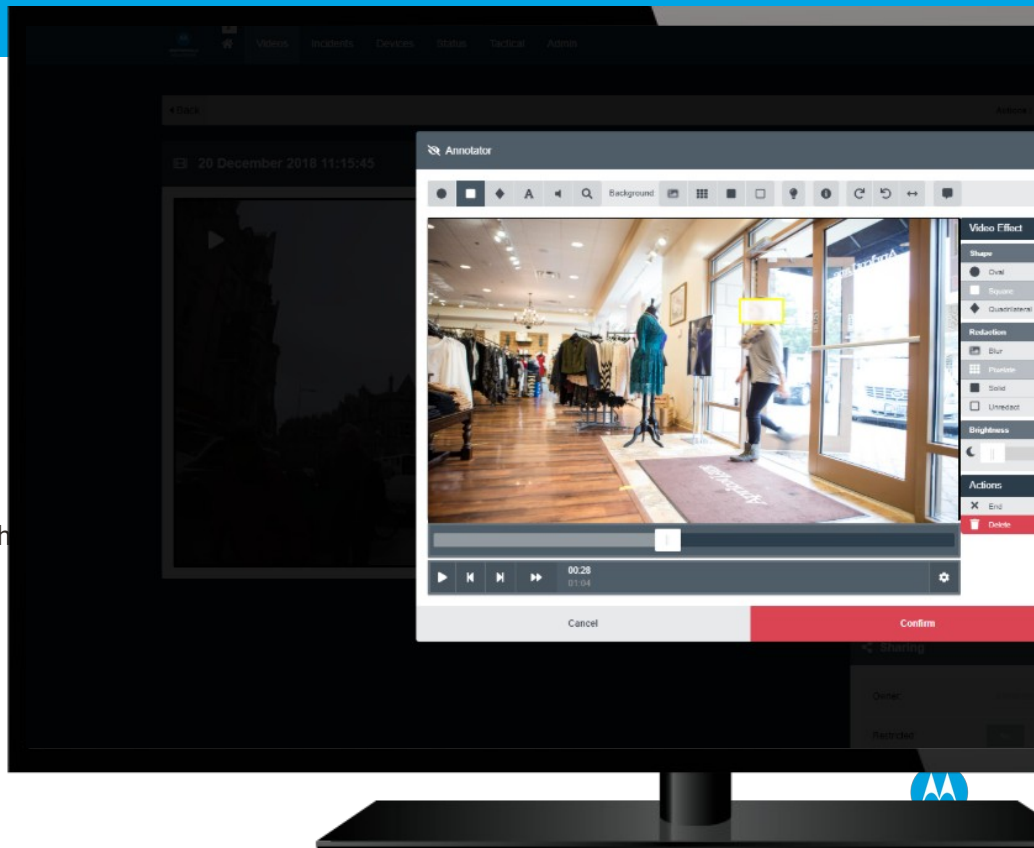
Comply with local laws and regulators by redacting sensitive information including number plates and faces with blurring and pixelation tools.

Custom tagging

Metadata isn't one size fits all. Whether you need checkboxes, dropdowns, free text or date and time, there's a custom field which meets your purposes.

Incident creation

Collate crucial media into one location to facilitate sharing with both internal and external reviewers, either manually or automatically.



Automate away the inefficiencies

Gain high-level insights

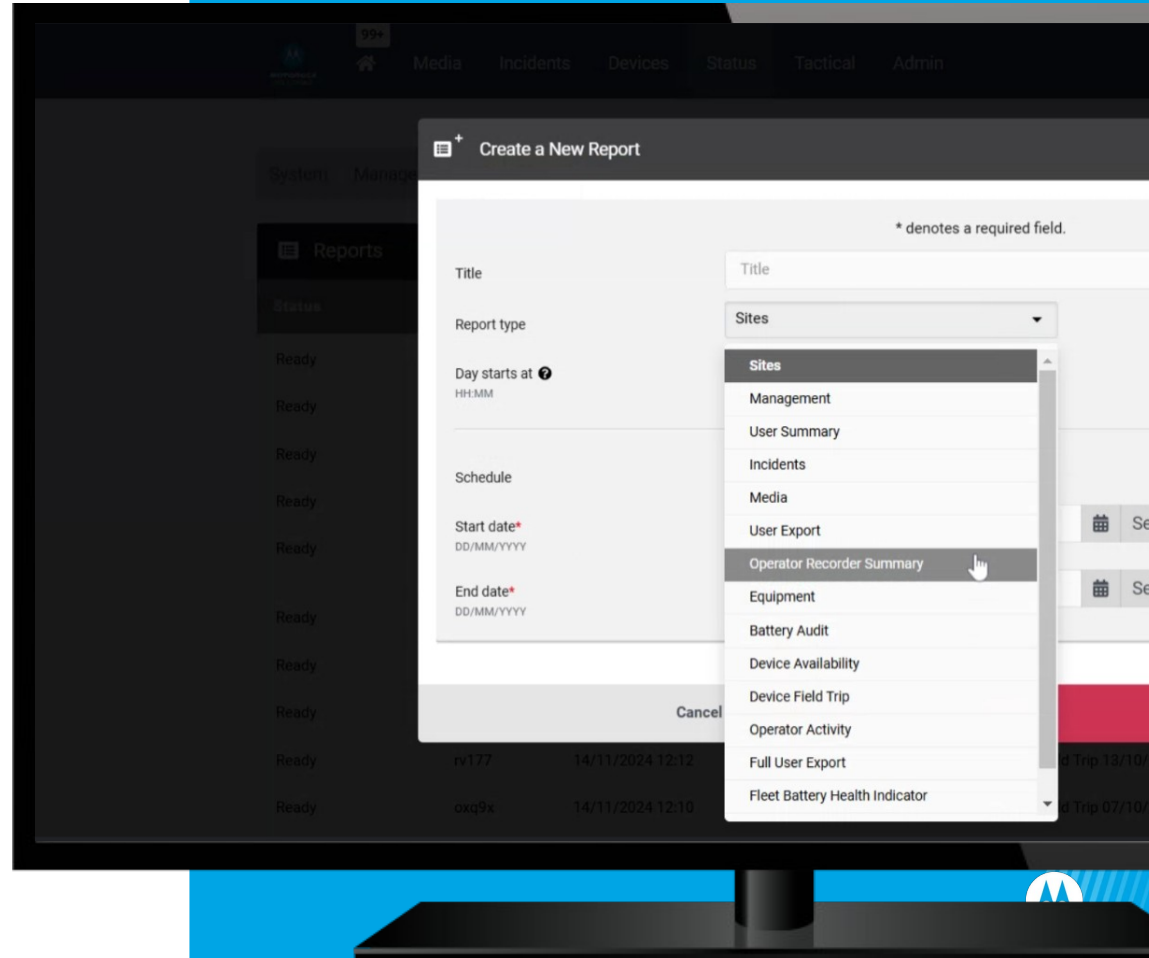
System reports

Get high-level and easy-to-digest reports on a variety of system parameters, including but not limited to the following:

- Device usage
- Footage storage
- Incident creation
- Users

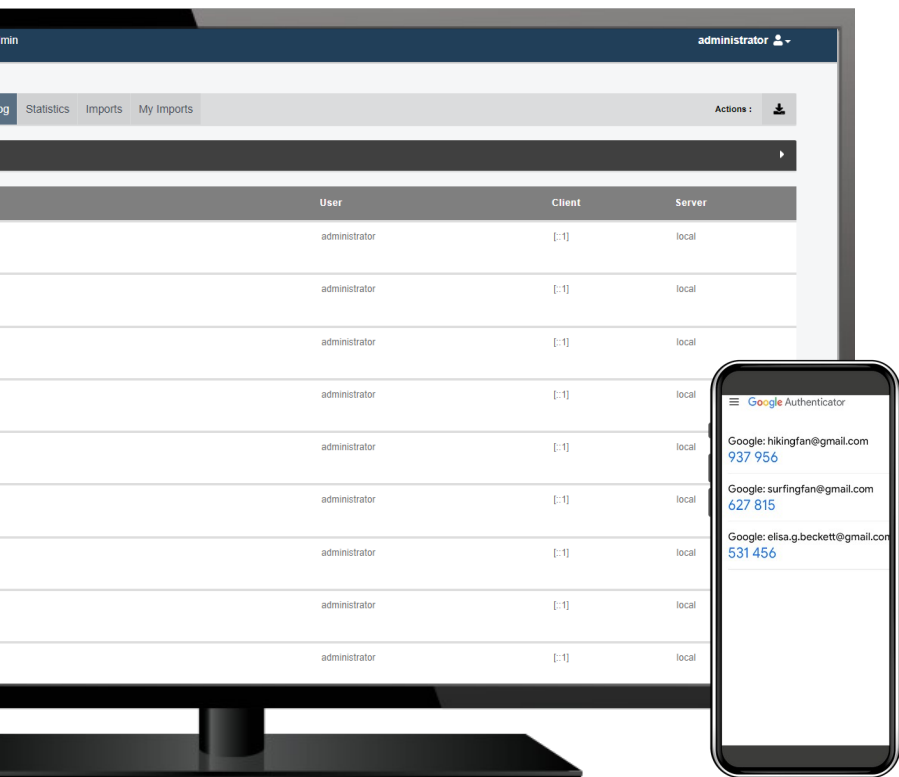
Real-time statistics dashboard

See live information about your system at-a-glance.



Keep your data safe & compliant

Protect your system



Two-factor authentication

Optionally requires users to provide a code sent to an Authenticator app, or click a link in their inbox, before gaining access to VideoManager EX.

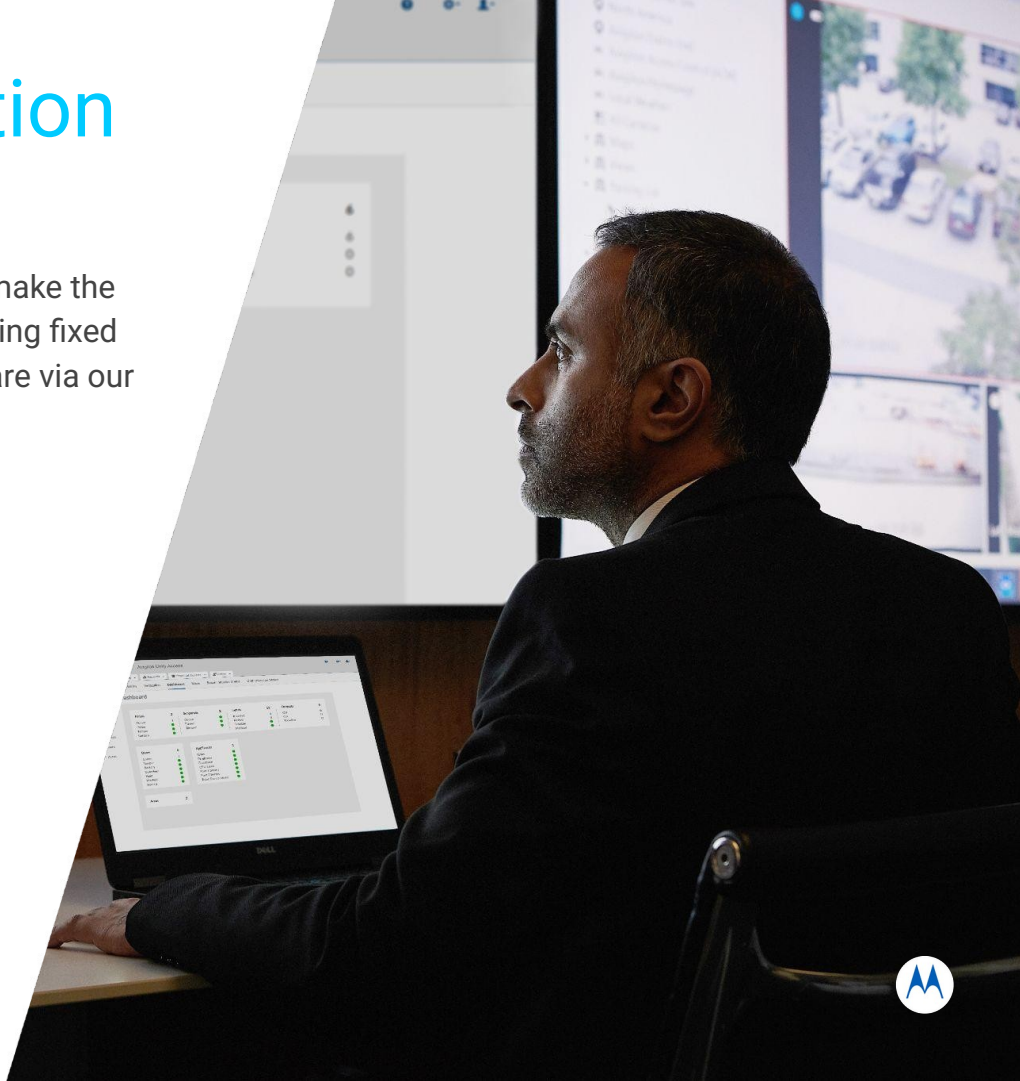
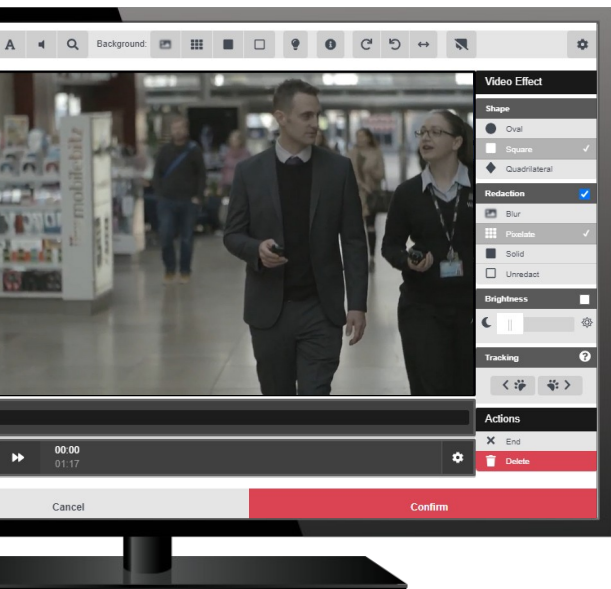
Audit log

Maintaining oversight is crucial, especially when your system is handling large volumes of sensitive data. VideoManager EX's audit log automatically records every action taken on the system, from the moment a user logs in.



3rd party VMS connection

With the ability to stream to your existing technological investments, you can leverage the most information to make the best possible decisions. Gain a new perspective by viewing fixed video side-by-side body camera video, or to other software via our API.



Q&A





Solving for safer
communities
schools
hospitals
stadiums
businesses
everywhere

